

ETCH PATTERN REPEAT DIMENSIONS


*Please note these patterns on the fabric sample have been scaled to a 1:2 ratio.




MOSAIC 625X1085MM



BAROQUE 416.6X416.6MM



BURST 416.6X416.6MM



PINSTRIPE 48MM



HARLEQUIN 208X360MM




SCHOOL DAYS 416.6X416.6MM



FLAMINGO 1250X385MM




BARLEY 125X431MM



DOTS 22X22MM



ZOO 1250X143MM



STITCH 48X48MM




TROPICS 1250X481MM



ALPHABET SOUP 625X625MM



JAWS 1250X384MM



COSMIC 416.6X416.6MM